



# Hitachi ZX210-7

Mounting instructions  
Art. 88600570, 88600571  
Lamp holder for counterweight

Scan the QR code  
for translated  
instructions or visit  
[metec.ee/instructions](http://metec.ee/instructions)



Weight: 9,5 kg  
Time of mounting w/o wiring: 45 min

**Required tools:**

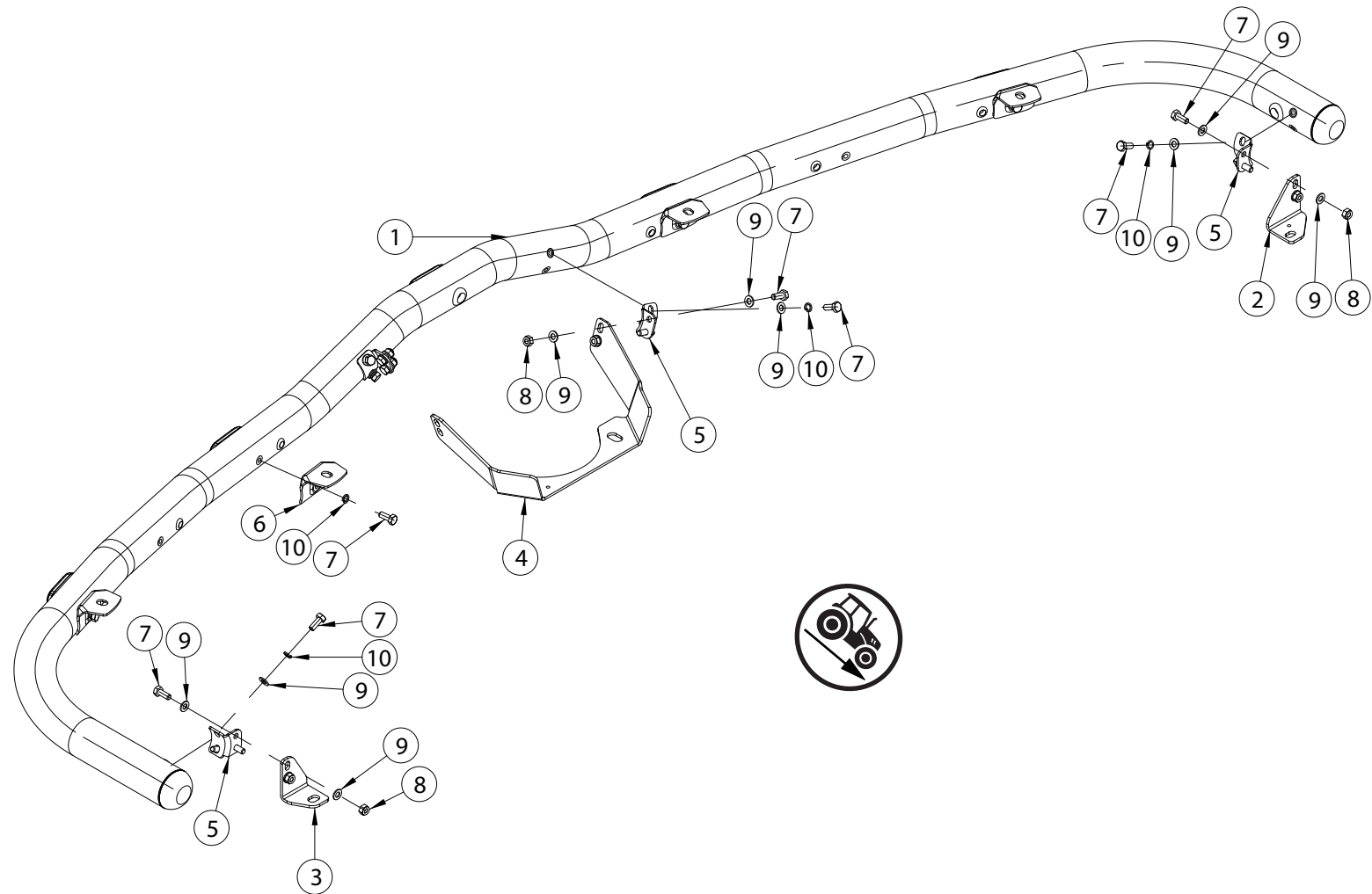


<b>A2 / A4</b>
<b>M8 - 17 Nm</b>

# Hitachi ZX210-7

Art. 88600570, 88600571

Lamp holder for counterweight



Pos	Description	QTY
1.	Tube	1
2.	Bracket	1
3.	Bracket	1
4.	Bracket	1
5.	Bolt bracket	4
6.	Lamp fixing bracket	4
7.	Bolt M8x20 DIN933-A2	20
8.	Nut M8 DIN985-A2	8
9.	Flat Washer 8,4x16x1,6	24
10.	Spring washer A8	12

# Hitachi ZX210-7

Art. 88600570, 88600571

Lamp holder for counterweight


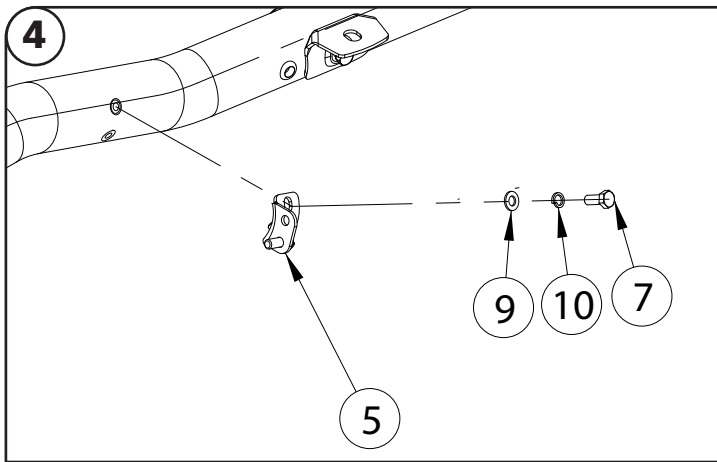



## NB!



To prevent cold welding, use cold weld grease or engine oil



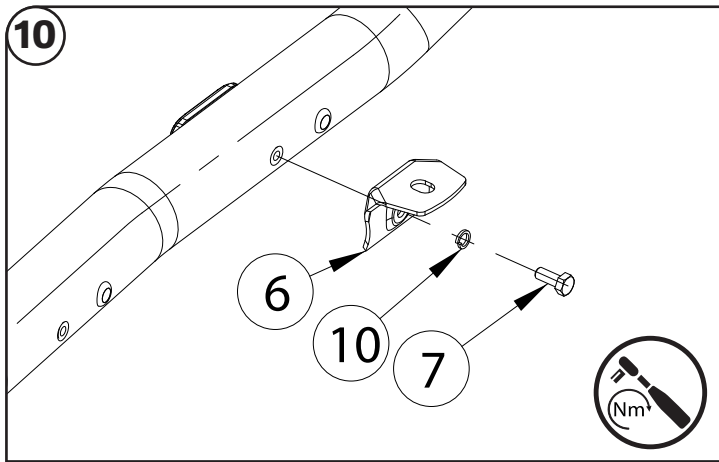

Installation of the lights must be carried out by a qualified electrician only



# Hitachi ZX210-7

Art. 88600570, 88600571

Lamp holder for counterweight



Check and retighten the fasteners:  
Road vehicles: every 10 000km  
Heavy machinery: every 500 work hours



Clean the product twice a month to remove dirt, salt, and debris that may cause surface discoloration or rust spots

In case of any defects or damage to the METEC product upon delivery, contact the reseller or point of sale where you made your purchase for resolution